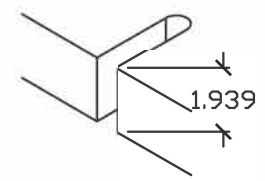
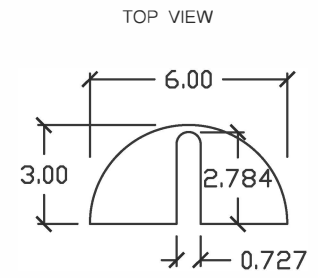
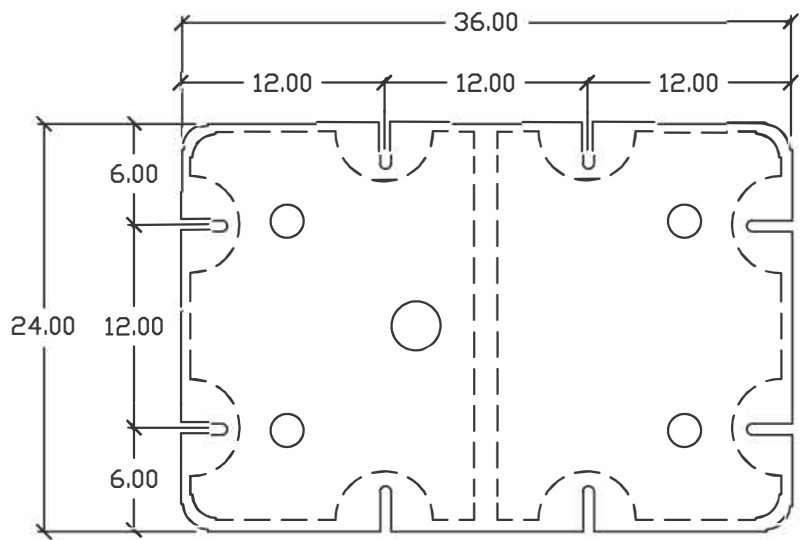
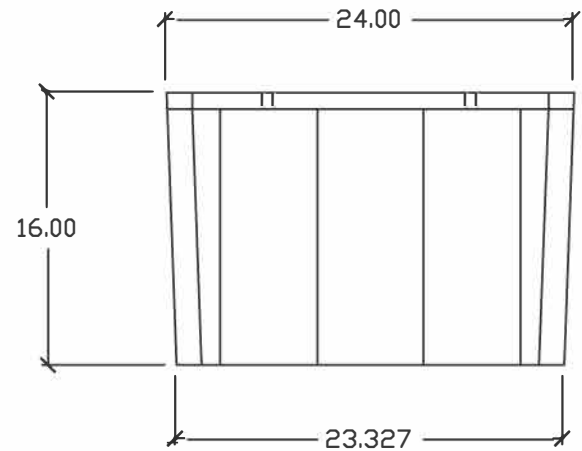
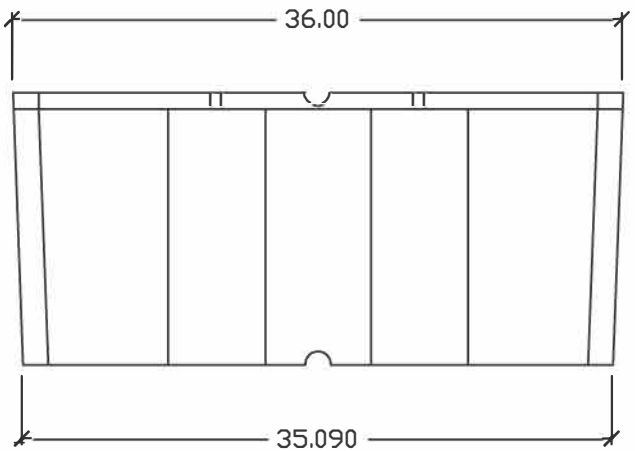


| REVISED | DATE | BY |
|---------|------|----|
| | | |
| | | |



| Common technical specs. | |
|--------------------------|---------------------|
| Max buoyancy : | 390 LB'S |
| Nominal wall thickness : | 0.15" |
| Cubic feet: | 8.0 FT ³ |
| Weight: | 26.0 LB.'s |

As with all types of materials, allowances must be made for shrinkage and changing of exact dimensions due to temperature and other conditions.

| | | |
|---|-----------------|---------|
| DRAWN BY JEB | APPROVED BY | DATE: - |
| Materials: Polyethylene encasing Expanded Foam | | Type: |
| Part Name: 2'x3'x16" t | | |
| AutoCad 2010 | PART # : EF2316 | 1 of 1 |